



INGRESSI AUTOMATICI AUTOMATIC ENTRANCE

SESAMO s.r.l.
Str. Gabannone, 8/10
15030 Terruggia – AL – ITALY
Tel: +39 0142 403223
Fax: +39 0142 403256
www.sesamo.eu
E-mail: info@sesamo.eu



Organizzazione con Sistema
di Gestione certificato
Company with Management
System certified

ISO 9001:2000



PRODUCT DATA SHEET



SESAMO **K21** two-wing revolver with automatic sliding door

SYSTEM:

Two-wing automatic revolving door including an integrated automatic sliding door type record STA 20 in the rotating centerpiece along with two show-cases with lockable access leafs.

The canopy structure is made of a solid and strong steel structure including thermal insulation and clad in aluminium plates along the pelmet and closed with a standard dust cover.

The ceiling underside is made of special aluminum cassettes with invisible fixing that offer a solid and perfect flush view.

All safety features are state of the art and include the unique “roll back safety leaf” at the rotating front leading edge that offers the highest safety without any comparison.

- Two-wing revolving doors provide spacious compartments ideal for airports, train-stations, hospitals, shopping centers and hotels
- Unhindered access even for wheelchair users with slow-down push buttons for reduced speed
- Climate control (temperature, air condition wind-drafts) which reduces costs
- Including an integrated sliding door that can be used totally individually



INGRESSI AUTOMATICI AUTOMATIC ENTRANCE

SESAMO s.r.l.
Str. Gabannone, 8/10
15030 Terruggia – AL – ITALY
Tel: +39 0142 403223
Fax: +39 0142 403256
www.sesamo.eu
E-mail: info@sesamo.eu



Organizzazione con Sistema
di Gestione certificato
Company with Management
System certified

ISO 9001:2000



INSIDE Diameter "U" (drum wall)			
3600 mm	4200 mm	4800 mm	5400 mm
approx. 12'	approx. 14'	approx. 16'	approx. 18'
OUTSIDE Diameter "Q" (canopy pelmet)			
3758 mm	4358 mm	4958 mm	5558 mm
≈ 12'- 4"	≈ 14'- 3"	≈ 16'- 3"	≈ 18'- 3"

NOTE: Individual diameters can also be offered and executed from 3000 mm until 7500 mm in special designs

Throughput Capacity (based on bi-directional use)			
2400 p/h	2450 p/h	3220 p/h	3300 p/h

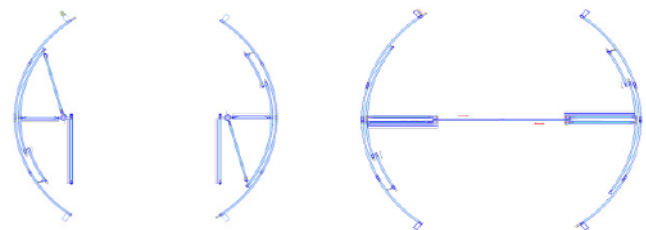
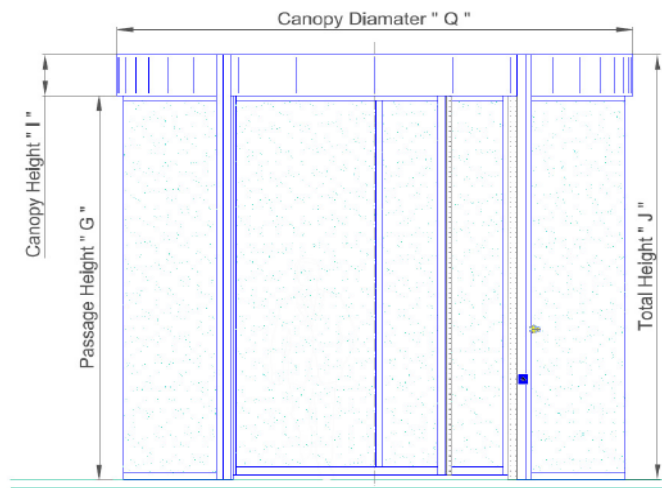
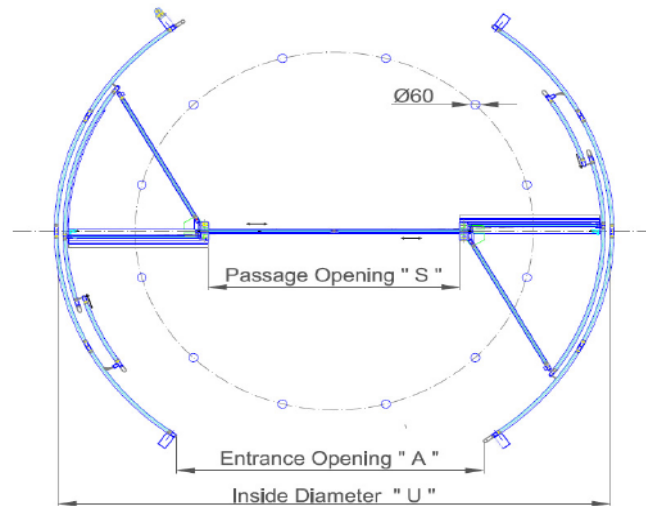
Above capacity is based on theoretical calculation with maximum occupancy of persons per segment per hour in both directions (without engagement).

Entrance Opening "A" (between cylinder walls)			
2000 mm	2345 mm	2685 mm	3025 mm
≈ 6'- 7"	≈ 7'- 8"	≈ 8'- 10"	≈ 9'- 11"

Passage Opening "S" (inner sliding door)			
1640 mm	1940 mm	2240 mm	2540 mm
≈ 5'- 5"	≈ 6'- 4"	≈ 7'- 4"	≈ 8'- 4"

Passage Height "G"		
Minimal	2100 mm	approx. 6'- 11"
Maximal	3000 mm	approx. 9'- 10"

Canopy Height "I"		
Minimal	350 mm	approx. 14" (with dust roof)
Minimal	370 mm	approx. 15" (with watertight roof)
Minimal	550 mm	approx. 21" (with air curtain)
Maximal	1000 mm	approx. 40"



Option:
- Break-out doors

Option:
- Without show-case



INGRESSI AUTOMATICI AUTOMATIC ENTRANCE

SESAMO s.r.l.
Str. Gabannone, 8/10
15030 Terruggia – AL – ITALY
Tel: +39 0142 403223
Fax: +39 0142 403256
www.sesamo.eu
E-mail: info@sesamo.eu

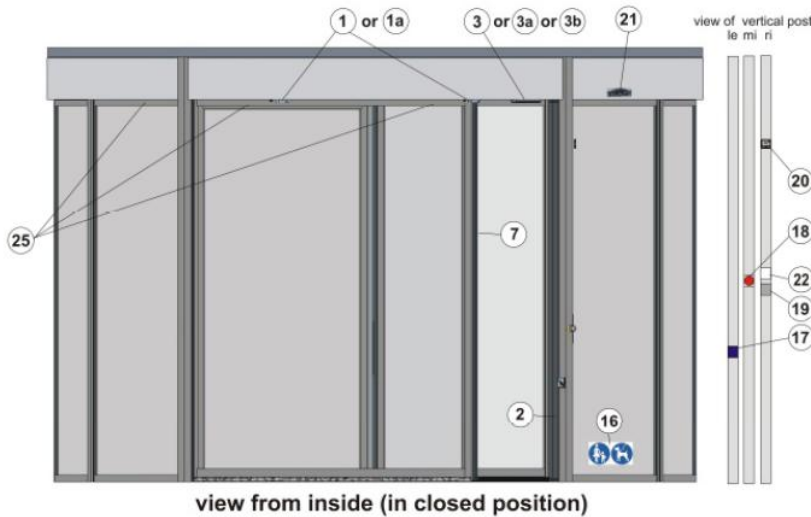


Organizzazione con Sistema
di Gestione certificato
Company with Management
System certified

ISO 9001:2000

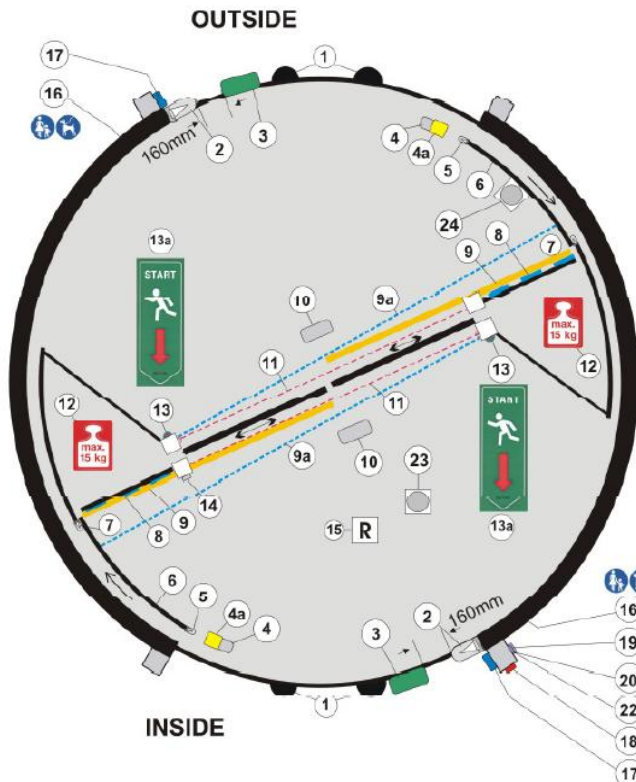


SAFETY FEATURES:



position of components

- 1 = 4 x motion detector type: F
 - 1a = 4 x motion detector type: RAD290
 - 2 = 2 x electro safety strips drum edge "77mm"
 - 3 = 2 x vertical sensors type: I-ON-C max. PLH 3000 mm
PI H > 3000mm P-I S
 - 3a = 2 x Forward sensor type: TS
 - 4 = 2 x Forward sensor type: W-LP
 - 4a = 2 x electro safety strips roll back leaves "45mm"
 - 5 = 2 x electro safety strips show case outside glazing "45mm"
 - 6 = 2 x electro safety strips heel protection "45mm"
 - 7 = 2 x safety roll back leaves
 - 8 = 2 x electro safety strips type: TOPSAFE BEA up to PLH 3000mm
 - 9 = 2 x light barriers Typ: P-LS (slow-down) mounting height 25 mm above FFL
 - 9a = 2 x opening and safety sensor type: RIC290 (sliding door)
 - 10 = 2 x light barriers Typ: P-LS (stop signal) mounting height 25 mm above FFL
 - 11 = 2 x label "maximum weight" (bonded in every show case)
 - 12 = 2 x start button (mounting height) 1050 mm (optional)
 - 13 = 2 x label "START" (optional)
 - 13a = 1 x S19 / 20 operating switch BDE-D mounting height 1150mm above FFL
 - 14 = 1 x label "Revision" inside
 - 15 = 2 x label "mother and child / dog" bonded: 100mm above FFL and 50mm beside the special section tube
 - 16 = 2 x slow down push button mounted in the tube 1x inside mounting height 800 mm (optional 1 x outside - outside with weather strip)
 - 17 = 2 x emergency stop switch (behind glass) mounted in the tube 1x inside mounting height 1200mm (optional 1 x outside - outside with weather strip)
 - 18 = 1 x emergency operating key switch (optional) mounted in the tube mounting height is in combination with 19
 - 19 = 1 x IBS-system information mounting height 2100mm above FFL
 - 20 = 2 x label "Blasi" (1x inside u. 1x outside bonded to the top cover)
 - 21 = 1 x key operating switch KDT mounting height 1200mm in combination with 19 (alternatively external mounting)
 - 22 = 2 x bistable locking (rotating part)
 - 23 = 2 x bistable locking safety roll back leaf (outside)
 - 24 = electric lighting (optional)
- PLH = pass line height
FFL = finished floor level
● = ROTOR
○ = STATOR



- 17 slow down push button inside as standard outside optional
- 18 emergency stop switch inside as standard outside optional
- 19 emergency operating key switch inside optional
- 22 key operating switch inside as standard external mounting optional

NOTE: Above diagram shows only basic location of safety features without obligation.

SESAMO, IMPROVE YOUR LIFE



INGRESSI AUTOMATICI AUTOMATIC ENTRANCE

SESAMO s.r.l.
Str. Gabannone, 8/10
15030 Terruggia – AL – ITALY
Tel: +39 0142 403223
Fax: +39 0142 403256
www.sesamo.eu
E-mail: info@sesamo.eu



Organizzazione con Sistema
di Gestione certificato
Company with Management
System certified

ISO 9001:2000



PRODUCT DATA SHEET

BASIC EQUIPMENT:

The door is supplied including the following basic parts and features:

- 1 no. Operating switch with following modes: (OFF– Automatic – Continuous – Hand)
- 1 no. Digital status and error display for revolver
- 1 no. Digital operating switch for sliding door
- 1 no. Emergency Stop Switch
- 2 no. Slow-Down push buttons

Including all necessary safety features as required by latest standards. Please refer to page 3 for a detailed overview.

SURFACE:

The surface can be provided in any standard RAL powder coating or standard anodizing where BLASI provides and uses the highest quality. Stainless steel clad surface in quality 304 or 316, bronze or brass are also possible on a totally bespoke execution.

BASIC OPTIONS:

- Floor Ring (substructure) in stainless steel to receive matting for 17, 22 or 25mm
- PURUS matting by with felt strips in anthracite or other colors, height 22mm
- 12 pc. Halogen spot lights integrated in the rotation ceiling; 12 V DC and 20 Watt
- Watertight roof at outside (180°) including two water spouts to drain the water
- Dust roof 180° or 360° in aluminum raw, RAL, anodized, stainless steel etc.....
- Air curtain (heater) including air duct and air outtake for electrical or warm water supplies
- Monitoring contacts for door position and lock status (low voltage, NO)
- Connections to smoke- and fire alarm systems to control door operation

GLAZING:

The drum walls and the rotating center piece are made of special slim aluminum extrusions with a size of only 65 x 26mm (height x width) and glazed with clear 10,76mm curved laminated safety glass and 8mm clear straight single toughened safety glass. Typically used is a single sheet tempered safety glass with 10mm.

DESIGN OPTIONS:

- Low Iron Glass (White-Glass); tinted glass and special glasses on request
- Drum walls solid panel construction, framed or flush instead drum walls with glass
- Mid-Rails (muntin) at drum walls or rotating centerpiece, impact protection from trolleys
- Execution without the show-cases (display)
- Execution with swing door leaves (break-out) instead of the sliding door
- Individual design executions possible on request, possible such as signage, special illumination etc.

SESAMO Srl

P.: +39 0142 403223

Email: info@sesamo.eu

Web: www.sesamo.eu

SESAMO, IMPROVE YOUR LIFE